

HILOTHERAPY

A new
thermal therapy method
is catching on



HILOTHERM[®] GmbH

A global success story

HILOTHERAPY is already in use in over 20 countries and on all continents. It is particularly helpful to patients after surgical operations, injuries and following chronic diseases and the resulting swelling, internal bleeding, hematomas, edema and inflammations. Not only does it promote healing, it also reduces the intensity of pain, which can help dramatically reduce the quantity of drugs needed.



Mission

We focus our treatment on people who suffer from temporarily impaired quality of life. We want to leverage HILOTHERAPY to improve their situation.

Accelerating post-operative or post-injury recovery is one goal, as well as alleviating difficulties which emerge from chronic disorders and containing specific complications which may occur, e.g. during chemotherapy.

We apply utmost effort to the task at hand, working very closely with doctors and therapists, to help the people concerned in a meaningful way with our therapeutic approaches.

Medical sectors:

- Traumatology/Orthopedics
- Oral and maxillofacial surgery
- Otorhinolaryngology
- Plastic/aesthetic surgery
- Implantology
- Rheumatology
- Oncology
- Vascular and microsurgery
- Dermatology
- Urology
- Sports medicine
- Emergency medicine
- General post-operative wound healing
- Physiotherapy/rehabilitative medicine



The company

The Hilotherm group was founded in 2003 and is 100% privately owned.

The corporate group includes Hilotherm Holding AG, headquartered in Oberwil bei Zug, Switzerland, as well as the 100%-owned subsidiary, Hilotherm GmbH, headquartered in Argenbühl-Eisenharz/Allgäu, Germany. This is where development and production take place.

What is HILOTHERAPY?

HILOTHERAPY is a thermal healing method that operates in a localized manner on damaged parts of the body and affects the oxygen requirement of tissue, metabolism, blood flow and pain receptors in the affected tissue.

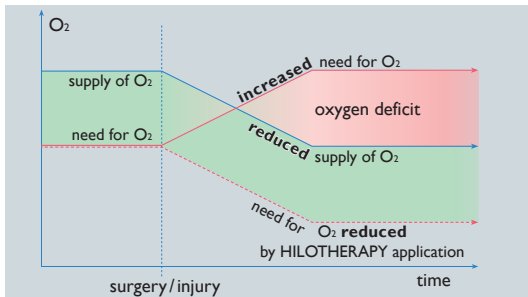
In the form of cryotherapy, it has a slow-down effect, and a stimulatory effect with hypothermia.

The HILOTHERAPY allows such effects while offering temperature controllable to the nearest degree, relative to the respective indication, within the specified temperature range.

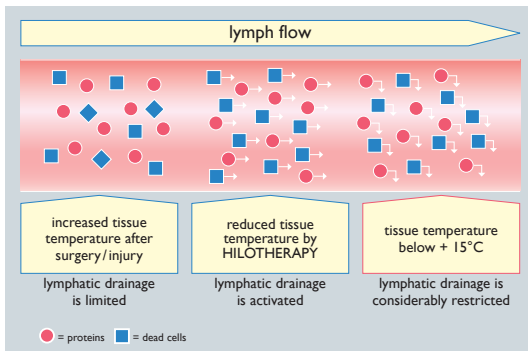




HILOTHERAPY applied to injured or traumatized tissue



Oxygen adjustment: HILOTHERAPY reduces the oxygen requirement and paves the way for regeneration.



Effect of HILOTHERAPY on toxin decomposition

It is a locally applicable thermal healing method which promotes the healing of damaged tissue, eases the degree of pain and can reduce the quantity of drugs needed.

HILOTHERAPY is particularly effective for traumatic pre and post-operative indications in areas including orthopedics, oral and maxillofacial surgery, otorhinolaryngology, plastic surgery, and implantology, as well as sports medicine.

It acts to counter swelling, bleeding, hematomas, edemas and inflammations, by reducing the level of oxygen required by the damaged tissue, as well as helping eliminate harmful substances by activating lymph drainage, which serves to accelerate the regeneration of the tissue concerned.



HILOTHERAPY for rheumatism

When the thermal method is used to treat inflammatory rheumatic disorders, it leads to a blockage of pain receptors. It also reduces blood flow and metabolism in the localized area concerned. Both these changes have the effect of relieving inflammation and swelling.

Studies confirm the decreased perception of pain by an average of two points on the predefined pain scale established for this purpose. There is also a reduction in the amount of painkillers administered.

HILOTHERAPY, for rheumatic individuals responding to the application of cold treatment, can be used as part of a so-called 'at-home cold chamber' arrangement to apply cryotherapy for the purpose of alleviating symptoms.





HILOTHERAPY for hand-foot syndrome

The thermal method is used to keep the localized tissue temperature in the area of the hands and feet at a precise and constantly cool level.

The resulting decline in blood flow and metabolism – reducing the tissue temperature by just 10°C already reduces the metabolic rate by 50% – reduces the amount of specific chemotherapeutic agents discharged via the sweat glands. This helps prevent the onset of hand-foot syndrome.

It also helps protect patients against any follow-up impact that could affect their hands and feet. This may range from tingling, numbness and very painful and tender reddened areas in the extremities right up to swellings, open wounds, or even the loss of fingernails and toenails. In the worst case, it may even be necessary to suspend the chemotherapy or abandon it entirely.

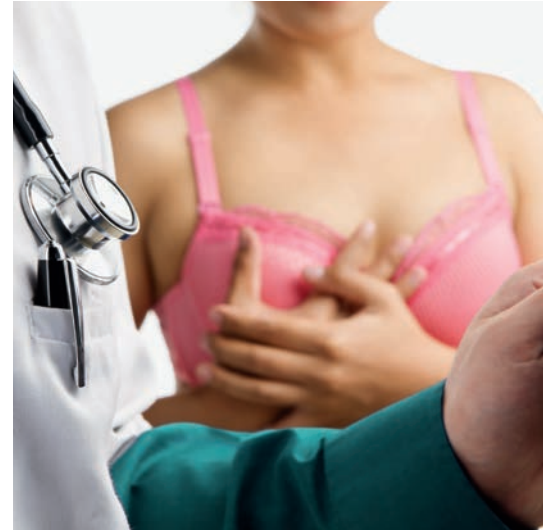
HILOTHERAPY

for tissue dissection and flap grafts

To protect the tissue against ischemia (a lack of oxygen), it is pre-conditioned in the run-up to the operation. Three localized applications of heat at 43 °C serve to ensure the required vascular dilation.

This means that in areas which are exposed to persistently inadequate blood circulation, the blood flow can be maintained to threatened areas of tissue.

This dramatically increases the chances of survival of the tissue, despite the suboptimal blood flow, accelerates the healing of surgical wounds and significantly reduces wound healing disorders, as well as reducing the overall hospitalization stay.





HILOTHERM *Clinic*



HILOTHERM *Calido*



HILOTHERM *Chemocare*



HILOTHERM *Homecare*

The function of HILOTHERAPY

Hilotherapy functions with devices that form a closed-loop system together with cuffs and lines, through which the water coolant flows.

The devices used are HILOTHERM *Clinic*, HILOTHERM *Chemocare* and HILOTHERM *Homecare* – for cold therapy – as well as HILOTHERM *Calido* – for heat therapy – all of which include sensitive sensors as your guarantee that the configured temperature will be maintained, even over several hours of use.

Cuffs



Anatomically shaped cuffs are available for all relevant parts of the body, with delicate capillaries.



HILO THERM[®] GmbH

Hilotherm GmbH
Wittumweg 38
D-88260 Argenbühl-Eisenharz
Tel: +49(0)75 66 / 9 11 99
Fax +49(0)75 66 / 9 41 51 16
info@hilotherm.com
www.hilotherapie.com